

Tour Auto 2025 Compétition - Classement Indice Performance

Pos.	#	Équipage	P	Période	Pos.	G-C	Pos.	Etape 1	Etape 2	Etape 3	Etape 4	Etape 5	Coef	Total	Prev.	1st
1	164	COURAUDON Gilles COURAUDON Marielle Porsche 356 (pré-A) 1500 S Coupé	3	VHC	1	GTS5A	1	12:24.5	18:03.5	18:21.3	17:45.7	16:24.0	0.56	01:22:59.3		
2	163	ANASTASIO Charles ANASTASIO Jérôme Porsche 356 (Pre-A) 1500 coupé	3	VHC	2	GTS5A	2	12:56.0	19:08.0	19:34.8	17:53.1	17:14.9	0.56	01:26:46.9	+03:47.6	+03:47.6
3	158	MEIER Diego AMOROSO Giacomo Ferrari 250 MM	3	VHC	3	GTS7A	1	14:17.5	20:54.4	21:24.7	19:33.4	20:35.0	0.65	01:36:45.2	+09:58.2	+13:45.8
4	160	MAZOYER Olivier EL BAKKOURI Rachid MG A 1600 Twin Cam	3	VHC	-	GTS5B	1	16:04.4	22:58.2	23:03.3	20:43.9	20:33.9	0.69	01:43:24.0	+06:38.7	+20:24.6
5	179	QUESNEL Fabrice BRIERE Olivier Jaguar Mk 2 3.8	3	VHC	-	TC5B2	1	15:26.8	23:21.4	23:14.5	21:05.0	21:05.1	0.73	01:44:13.1	+00:49.1	+21:13.7
6	176	RIVAZ François FURIANI Alexander Alfa Romeo Giulia Sprint GTA	3	VHC	-	TC8	1	15:38.2	23:07.7	23:36.8	21:03.9	21:09.9	0.78	01:44:36.8	+00:23.7	+21:37.4
7	157	HANQUEZ Arnaud DE GEETER Jérôme MG A 1600	3	VHC	-	GTS5B	2	16:17.4	23:55.3	24:26.0	22:10.3	21:57.5	0.69	01:48:46.6	+04:09.8	+25:47.3
8	191	DA ROCHA José DA ROCHA Corentin Austin-Healey 100-4	3	VHC	-	GTS7B	1	17:17.3	25:05.2	25:04.8	22:38.6	22:40.8	0.81	01:52:46.9	+04:00.2	+29:47.5
9	155	SIMONET Valentin LEBLOND Quentin Morris Mini Cooper S 1275	3	VHC	-	TC12	1	17:03.7	25:35.3	25:44.4	22:49.6	22:45.4	0.82	01:53:58.7	+01:11.7	+30:59.3
10	173	VEST Didier BLANC Antoine Alfa Romeo Giulia Sprint GTA	3	VHC	-	TC8	2	17:32.8	24:50.8	25:05.8	26:05.8	21:47.3	0.78	01:55:22.8	+01:24.0	+32:23.4
11	178	ALLEMANN Benno ALLEMANN Ursula Ferrari 250 GT SWB	3	VHC	-	GTS7B	2	17:42.3	26:01.7	26:44.8	24:01.2	24:24.4	0.81	01:58:54.6	+03:31.8	+35:55.3
12	214	PENLAE Bertrand PENLAE Anne Porsche 911 2,0L	4	VHC	-	GTS11	1	18:32.4	26:45.1	26:49.6	24:46.4	23:46.7	0.91	02:00:40.4	+01:45.7	+37:41.1
13	226	MALEC Etienne BIENSTMAN Paul Lotus Elan 26R	4	VHC	-	GTS10	1	17:45.9	28:46.9	26:41.3	24:20.4	23:10.6	0.86	02:00:45.2	+00:04.8	+37:45.9
14	233	STENGEL Johannes SENYK Manuel Porsche 911 2,0L	4	VHC	-	GTS11	2	18:53.0	27:15.7	27:24.2	25:07.7	25:08.9	0.91	02:03:49.8	+03:04.5	+40:50.4
15	190	PETIT Philippe AUZANNEAU Jérôme Austin-Healey 100-4	3	VHC	-	GTS7B	3	19:04.2	28:33.1	28:59.6	26:20.3	26:49.6	0.81	02:09:46.9	+05:57.1	+46:47.6
16	228	AMOROS Jean-Marie GAÏOT Clarisse Lotus Elan 26R	4	VHC	-	GTS10	2	19:29.7	28:50.2	29:13.7	26:26.8	27:02.9	0.86	02:11:03.4	+01:16.5	+48:04.1
17	172	GAGICK Jean-Pierre GAGICK Laetitia Ford Mustang	3	VHC	-	TC10C	1	20:05.6	28:57.3	29:26.5	26:27.4	26:36.6	0.98	02:11:33.6	+00:30.1	+48:34.2
18	238	CHAVY Christian LEJEUNE Alain Porsche 911 2,0L	4	VHC	-	GTS11	3	19:49.1	29:20.7	29:28.8	26:33.0	26:48.0	0.91	02:11:59.8	+00:26.2	+49:00.4
19	165	COLLAS Stéphane LECAT Jean-Marc MG B	3	VHC	-	GTS11	-	20:17.1	29:06.4	29:38.5	26:53.8	27:02.8	0.91	02:12:58.7	+00:58.9	+49:59.4
20	215	ANDERSON Marcus ARENA Nicola Jaguar E-Type Lightweight	4	VHC	-	GTS12B	1	20:02.9	29:57.0	30:12.9	26:29.0	26:49.9	1.01	02:13:32.0	+00:33.2	+50:32.6




BALTIC



TOUR 2025 AUTO

7-12 AVRIL 2025



Tour Auto 2025 Compétition - Classement Indice Performance

Pos.	#	Équipage	P	Période	Pos.	G-C	Pos.	Etape 1	Etape 2	Etape 3	Etape 4	Etape 5	Coef	Total	Prev.	1st
21	170	de NOAILLES Emmanuel MOREAU Antoine MG B	3	VHC	-	GTS11	-	20:08.8	30:29.1	30:22.7	26:49.8	26:51.7	0.91	02:14:42.3	+01:10.3	+51:42.9
22	222	MERLIN Jean-Marc MERLIN Sophie Jaguar E-Type 3.8	4	VHC	-	GTS12B	2	20:02.1	29:58.4	30:51.9	27:16.6	27:41.2	1.01	02:15:50.3	+01:08.0	+52:51.0
23	207	DESPLACES Laurent DESPLACES Marion Jaguar E-Type 3.8	4	VHC	-	GTS12B	3	20:25.1	30:10.4	30:27.9	27:17.0	28:36.1	1.01	02:16:56.7	+01:06.3	+53:57.4
24	229	DUHAMEL Pascal GUICHARD Jérôme Porsche 911 2,0L	4	VHC	-	GTS11	-	20:32.5	30:33.3	30:55.9	27:57.2	27:26.2	0.91	02:17:25.4	+00:28.6	+54:26.0
25	197	PRIM Christophe STOCK Karine Morgan Plus 4 Super Sports	3	VHC	-	GTS11	-	24:50.1	29:10.1	29:46.6	26:52.9	27:20.6	0.91	02:18:00.4	+00:35.0	+55:01.0
26	212	KOHLER Damien KOHLER Sylvie Shelby Cobra 289	4	VHC	-	GTS12C	1	20:47.7	30:17.1	31:00.1	28:12.2	28:31.6	1.06	02:18:49.0	+00:48.6	+55:49.7
27	231	ETCHEVERRY Michaela LACOSTE Charlotte Lotus Elan 26R	4	VHC	-	GTS10	3	21:41.9	31:01.2	31:41.7	27:06.9	28:47.9	0.86	02:20:19.9	+01:30.8	+57:20.5
28	209	RIVET-FUSIL Jean-Marc JALLAT Jérôme Jaguar E-Type 3.8	4	VHC	-	GTS12B	-	21:07.3	30:50.0	32:02.7	28:31.3	28:44.3	1.01	02:21:15.7	+00:55.8	+58:16.4
29	208	de MONTALIER Guillaume BARBION Thierry Jaguar E-Type 3.8	4	VHC	-	GTS12B	-	21:04.2	32:19.2	31:31.7	28:14.0	28:21.6	1.01	02:21:30.9	+00:15.1	+58:31.6
30	185	FLOECK Stefan DORNIER Cornelius BMW 2002 TI	3	G	1	TC19	1	20:59.2	31:20.6	32:54.5	28:02.3	28:39.0	1.02	02:21:55.8	+00:24.9	+58:56.5
31	183	BESSÉ Angélique MARCHAND Baptiste MG B	3	VHC	-	GTS11	-	21:54.6	32:07.5	31:37.3	28:12.8	28:38.6	0.91	02:22:30.9	+00:35.1	+59:31.6
32	216	BELLETESTE Romain GADAIS Christophe Shelby Cobra 289	4	VHC	-	GTS12C	2	21:44.0	32:23.6	31:57.5	29:32.6	29:41.8	1.06	02:25:19.7	+02:48.7	+01:02:20.3
33	278	LEIMER Kurt BECKER Katrin Porsche 911 2,3L ST	5	G	2	GTS21	1	22:00.5	32:14.2	32:55.3	29:12.3	30:05.1	1.11	02:26:27.7	+01:08.0	+01:03:28.4
34	279	BECK Urs SCHAFFNER Christina Porsche 911 2,3L ST	5	G	3	GTS21	2	22:18.6	33:08.4	34:06.0	29:58.2	30:31.5	1.11	02:30:02.8	+03:35.1	+01:07:03.5
35	210	DINH Didier SOLER Joseph Porsche 904 GTS	4	VHC	-	GTP11	1	23:16.1	33:36.6	33:43.8	30:46.2	30:36.7	1.00	02:31:59.5	+01:56.6	+01:09:00.2
36	213	LAFONT Thierry PERES Michel Shelby Cobra 289	4	VHC	-	GTS12C	3	22:38.7	32:50.9	34:27.5	31:13.0	31:23.7	1.06	02:32:34.0	+00:34.4	+01:09:34.6
37	240	ROGEON Thierry ROGEON Tom Alpine A110 1800 Gr. IV	4	G	-	GTS21	3	25:00.4	33:22.5	34:09.1	30:12.1	30:26.1	1.11	02:33:10.5	+00:36.5	+01:10:11.1
38	175	CHABRIER DIDIER BELLMAS Bruno Alfa Romeo 1750 GTAm	3	G	-	CT19	1	24:07.8	33:27.9	33:46.7	29:54.6	35:31.3	1.02	02:36:48.5	+03:38.0	+01:13:49.2
39	156	LECARDONNEL Philippe MASTELLOTTO Jérôme Morris Mini Cooper S 1275	3	VHC	-	CT7	1	17:07.4	01:08:44.5	26:03.5	22:56.1	22:46.9	0.73	02:37:38.6	+00:50.0	+01:14:39.2
40	188	DURAND Emmanuel LEBRUN André-Jean Alfa Romeo 2000 GTV	3	H/I	1	TC24	1	23:51.3	34:46.9	35:12.6	31:42.2	32:46.0	1.11	02:38:19.1	+00:40.5	+01:15:19.8



BALTIC




EDMOND
DE ROTHSCHILD



TOUR 2025 AUTO

7-12 AVRIL 2025



Tour Auto 2025 Compétition - Classement Indice Performance

Pos.	#	Équipage	P	Période	Pos.	G-C	Pos.	Etape 1	Etape 2	Etape 3	Etape 4	Etape 5	Coef	Total	Prev.	1st
41	286	SCHMITZ-KOEP Norbert WESTPHAL Juergen Ford Capri RS 2600	5	G	-	TC20	1	25:02.5	34:51.0	35:16.6	31:30.1	32:19.3	1.07	02:38:59.7	+00:40.5	+01:16:00.4
42	220	DOUX Richard PAQUE Antoine Jaguar E-Type 3.8	4	VHC	-	GTS12B	-	19:27.4	28:43.2	28:49.0	26:32.1	55:50.8	1.01	02:39:22.7	+00:23.0	+01:16:23.4
43	232	MC GARRY John FRIEDLI Alain Porsche 911 2,2L S	4	G	-	GTS21	-	25:03.4	36:23.8	35:45.6	31:45.8	31:25.8	1.11	02:40:24.6	+01:01.9	+01:17:25.3
44	187	FOURNIER Jean-Louis FOURNIER Thierry BMW 2002 TI	3	G	-	TC19	2	24:33.6	35:37.1	35:46.8	32:36.9	32:27.9	1.02	02:41:02.6	+00:37.9	+01:18:03.3
45	270	ROLNER Lars ROLNER Annette Porsche 911 Carrera RS 3.0	5	H/I	2	GT27	1	24:05.3	35:07.3	36:36.6	32:14.1	33:29.8	1.21	02:41:33.3	+00:30.6	+01:18:33.9
46	294	PHILIPPON Christian MONTEAUD Nelly Ford Escort I RS 1600	5	H/I	3	TC29	1	24:28.1	35:52.9	36:40.7	32:27.7	34:11.8	1.16	02:43:41.4	+02:08.0	+01:20:42.0
47	184	CHAUDEURGE Julien BELLEGO Erwan BMW 2002 TI	3	H/I	-	T24	1	25:12.9	37:05.6	36:14.6	33:37.1	32:51.6	1.06	02:45:02.0	+01:20.6	+01:22:02.7
48	268	THIEL Kurt FUENTES Angelica Porsche 911 Carrera RSR 2.8	5	H/I	-	GTS27	1	24:27.7	37:06.1	37:34.1	33:10.6	34:19.5	1.26	02:46:38.3	+01:36.2	+01:23:39.0
49	271	POIRIER Florent VILLEROY Sébastien Porsche 911 Carrera RSR 2,8L	5	H/I	-	GTS27	2	24:32.3	36:47.0	38:14.7	33:55.0	33:51.1	1.26	02:47:20.1	+00:41.8	+01:24:20.8
50	290	DESPRIET Vincent VAN COLEN Yves BMW 3.0 CSI	5	H/I	-	T30	1	25:49.6	37:18.2	38:00.9	33:41.2	33:18.1	1.16	02:48:08.2	+00:48.0	+01:25:08.8
51	177	von OPPENHEIM Gaby MITTELSTEN SCHEID Leopold Alfa Romeo Giulia Sprint GTA	3	VHC	-	TC8	3	16:15.8	24:12.5	01:25:20.6	22:06.1	22:14.6	0.78	02:50:09.8	+02:01.6	+01:27:10.5
52	264	MENNECHET Jérémy LOUBET Laurent Ferrari 308 Gr.IV Michelotto	5	H/I	-	GTS42	1	25:45.2	37:09.9	37:58.3	34:31.3	34:53.0	1.42	02:50:18.0	+00:08.1	+01:27:18.6
53	251	Mr John of B Sibel Matra MS650	5	G	-	TSRC23	1	27:31.1	36:26.6	37:56.4	34:02.1	34:49.3	1.30	02:50:45.6	+00:27.6	+01:27:46.3
54	195	GRAU Yann SEMERE Thomas Fiat 2300 S Coupé	3	VHC	-	TC9	1	01:01:34.1	29:22.1	28:54.9	26:43.1	26:18.7	0.83	02:52:53.0	+02:07.3	+01:29:53.6
55	283	SURAND Paul DERACHE Béatrice De Tomaso Pantera Gr. IV	5	H/I	-	GTS27C	1	25:41.9	37:48.7	38:49.1	35:36.2	35:17.7	1.36	02:53:13.9	+00:20.9	+01:30:14.5
56	193	CHALOUHI Johnny LE BOULENGER Frédéric Porsche 911 2,2L S	3	G	-	GTS21	-	26:14.3	40:04.0	39:09.8	34:26.4	34:21.4	1.11	02:54:16.2	+01:02.3	+01:31:16.9
57	239	HOSANA Laurent COMMIN François-Xavier Porsche 911 2,0L	4	VHC	-	GTS11	-	21:02.4	31:12.7	31:31.7	01:09:06.1	28:18.8	0.91	03:01:12.0	+06:55.7	+01:38:12.6
58	202	RAPALLINO Pascal FREULET Maxime Jaguar E-Type 3.8	4	VHC	-	GTS12B	-	21:31.1	01:11:22.6	31:58.8	28:54.1	28:54.4	1.01	03:02:41.3	+01:29.3	+01:39:41.9
59	234	de CRAENE Philippe TURNER James Porsche 911 2,0L	4	VHC	-	GTS11	-	19:16.8	27:51.6	28:24.8	26:13.0	01:29:43.6	0.91	03:11:30.0	+08:48.7	+01:48:30.7
60	217	Son of B GIBERT Antoine Porsche 904/6 Carrera GTS	4	VHC	-	GTP11	2	20:29.6	30:25.1	01:26:35.6	29:05.0	28:14.1	1.00	03:14:49.4	+03:19.3	+01:51:50.0




BALTIC



EDMOND
DE ROTHSCHILD





Tour Auto 2025 Compétition - Classement Indice Performance

Pos.	#	Équipage	P	Période	Pos.	G-C	Pos.	Etape 1	Etape 2	Etape 3	Etape 4	Etape 5	Coef	Total	Prev.	1st
61	265	OLIVEIRA Jose ROSARIO Valter Ferrari 308 Gr.IV Michelotto	5	H/I	-	GTS42	2	29:59.4	43:25.3	44:14.5	39:05.5	39:58.6	1.42	03:16:43.6	+01:54.1	+01:53:44.2
62	261	DECHAME Franck DECHAME Marin Porsche 911 2,3L ST	5	G	-	GTS21	-	23:42.7	35:05.9	35:42.9	01:11:32.7	34:22.6	1.11	03:20:26.9	+03:43.3	+01:57:27.6
63	274	PREVOT Jean-Pierre BOUR Firmin Alpine A310 V6 Gr.IV	5	H/I	-	GTS37	1	39:55.9	44:47.2	44:17.1	36:41.0	36:34.4	1.37	03:22:15.8	+01:48.8	+01:59:16.4
64	203	LATHAM Amaury BAUD Christian Jaguar E-Type Coupe 3.8	4	VHC	-	GTS12B	-	21:21.1	32:08.8	31:52.5	01:29:19.0	29:15.8	1.01	03:23:57.4	+01:41.5	+02:00:58.0
65	269	FONSECA Ricardo FONSECA Pedro Porsche 911 Carrera RS 3.0	5	H/I	-	GTS27	3	26:20.4	37:49.6	38:23.5	01:11:38.9	34:27.0	1.26	03:28:39.6	+04:42.2	+02:05:40.3
66	249	CHAMBORD Christian BASCHIERA Stéphane Alpine A110 1800 Gr.V	4	H/I	-	GTS26	1	24:54.4	36:05.5	01:30:19.1	33:03.6	32:51.4	1.21	03:37:14.2	+08:34.6	+02:14:14.9
67	289	GAMMAL Rémi BLAZY Aurélien Porsche 911 2,2 S Gr IV	5	G	-	GTS21	-	25:03.6	37:06.5	37:32.0	33:03.3	01:28:09.7	1.11	03:40:55.2	+03:40.9	+02:17:55.9
68	227	LEGRAS Jean LEGRAS Diane Lotus Elan 26R	4	VHC	-	GTS10	-	19:29.0	27:12.9	02:09:25.6	24:20.2	24:26.5	0.86	03:44:54.4	+03:59.1	+02:21:55.1
69	192	de CHANTERAC François de CHANTERAC Astrid Austin-Healey 100-4	3	VHC	-	GTS7B	-	18:38.6	28:04.5	02:19:22.3	26:03.0	26:33.3	0.81	03:58:42.0	+13:47.5	+02:35:42.6
70	244	HAEFELIN Arnaud DE WAZIERES Thibault Lancia Stratos Gr. IV	4	H/I	-	GTS26	2	29:02.8	40:59.1	01:36:51.7	37:16.0	40:15.8	1.21	04:04:25.7	+05:43.7	+02:41:26.4
71	235	SARNY David SARNY Julie Porsche 911 2,0L	4	VHC	-	GTS11	-	01:20:19.9	01:24:37.0	28:30.3	25:53.6	26:08.7	0.91	04:05:29.8	+01:04.0	+02:42:30.4
72	256	SPEYER Michel RODDARO Claudio Porsche 911 Carrera RSR 3.0	5	H/I	-	GTS27	-	24:03.4	35:11.1	35:37.8	01:59:41.0	31:27.1	1.26	04:06:00.5	+00:30.7	+02:43:01.2
73	276	PIGNON Laurent SAMSON Alain BMW 3.0 CSL	5	H/I	-	TC25B	1	25:01.5	34:35.2	35:49.0	33:04.1	02:00:20.3	1.21	04:08:50.4	+02:49.8	+02:45:51.0
74	198	THEOL Gonzague THEOL Jessica Morgan Plus 4 Super Sports	3	VHC	-	GTS11	-	20:41.7	01:25:12.7	30:05.1	26:32.5	01:28:09.0	0.91	04:10:41.2	+01:50.8	+02:47:41.9
75	263	ROBIN Yann ROBIN Martin Ferrari 308 Gr.IV Michelotto	5	H/I	-	GTS42	3	01:23:34.4	43:20.9	44:48.6	40:29.7	40:27.6	1.42	04:12:41.4	+02:00.1	+02:49:42.0
76	262	MONFORTINO DUBUISSON Cathy Porsche 910	5	H/I	-	TSRC29	1	29:49.1	43:37.2	44:50.6	01:35:21.7	41:22.6	1.40	04:15:01.3	+02:19.9	+02:52:02.0
77	259	JOFFROY Romain CAUSAN Christophe Porsche 911 Carrera RSR 3.0	5	H/I	-	GTS27	-	24:24.3	01:33:54.5	36:53.5	01:31:06.4	32:11.0	1.26	04:38:30.0	+23:28.6	+03:15:30.7
78	248	TROISGROS César TROISGROS Michel Porsche 911 Carrera RS 2.7	4	H/I	-	GTS27	-	27:15.4	02:28:13.2	39:58.6	36:03.9	35:24.3	1.26	04:46:55.6	+08:25.5	+03:23:56.2
79	169	MASUREL Théo PAÏ Antoine MG B	3	VHC	-	GTS11	-	19:44.9	28:55.1	28:46.7	03:18:28.6	25:30.8	0.91	05:01:26.1	+14:30.5	+03:38:26.8
80	199	NOBILI Simon DELONG Benjamin Jaguar Mk 2 3.8	3	VHC	-	TC5B2	2	15:59.5	02:44:51.2	01:20:20.1	22:16.7	21:31.2	0.73	05:04:59.0	+03:32.9	+03:41:59.7



BALTIC




EDMOND
DE ROTHSCHILD



TOUR 2025 AUTO

7-12 AVRIL 2025



Tour Auto 2025 Compétition - Classement Indice Performance

Pos.	#	Équipage	P	Période	Pos.	G-C	Pos.	Etape 1	Etape 2	Etape 3	Etape 4	Etape 5	Coef	Total	Prev.	1st
81	153	MACCHI Pierre MARTROU Isabelle Alfa Romeo Giulietta Sprint Speciale 1300	3	VHC	-	GTS4B	1	58:10.3	03:22:19.8	19:43.1	17:49.3	17:41.2	0.57	05:15:43.8	+10:44.8	+03:52:44.5
82	196	AVEZOU Jean-Marc MARIE Philippe Studebaker Champion	3	VHC	-	GTS7A2	1	59:37.6	01:09:52.2	01:06:20.9	01:33:20.7	01:26:19.0	0.70	06:15:30.5	+59:46.7	+04:52:31.2
83	182	LEWDEN Olivier LEWDEN Nathan NSU 1200 TT	3	G	-	TC12	2	21:42.8	29:36.1	01:05:51.1	02:58:28.6	01:28:53.0	0.82	06:24:31.7	+09:01.2	+05:01:32.4
84	211	BAUD Didier LOISEAU Dominique Alpine A110 1600 SC	4	H/I	-	GTS26	3	02:17:49.4	02:07:35.5	44:43.3	38:46.5	42:58.4	1.16	06:31:53.3	+07:21.5	+05:08:53.9
85	221	VANDROMME Philippe VIVIER Frederic Ligier JS2	4	H/I	-	TSRC29	2	01:04:32.9	48:27.4	01:39:07.7	01:34:02.7	01:36:46.6	1.40	06:42:57.5	+11:04.1	+05:19:58.1
86	204	GUERRA Joao Le Commandeur Jaguar E-Type 3.8	4	VHC	-	GTS12B	-	01:55:39.4	32:32.3	02:24:23.2	30:39.7	01:29:29.1	1.01	06:52:43.9	+09:46.3	+05:29:44.5
87	152	SCHMITT Cyril HERRMANN Olivier Alfa Romeo Giulia Sprint GTV	3	G	-	GT15	1	24:23.9	01:33:01.3	04:13:29.0	29:59.5	29:25.4	0.91	07:10:19.2	+17:35.2	+05:47:19.8
88	285	BERTHELOT Didier GUYONNET DUPERAT Henri BMW M1 Procar	5	H/I	-	GTS37B	1	32:10.4	02:31:21.2	01:39:24.7	01:36:24.2	01:37:52.3	1.42	07:57:13.0	+46:53.8	+06:34:13.7
89	161	MARMUREANU Alexander HUETTNER Laura Porsche 356 (Pre-A) 1500 Speedster	3	VHC	-	GTS5A	3	01:55:39.4	03:22:19.8	01:28:36.9	03:18:28.6	22:42.3	0.56	10:27:47.0	+02:30:34.0	+09:04:47.7



BALTIC

